

Questionnaire Survey Report

Introduction

1. This report presents the findings from the analyses of the responses to the main public consultation document on whether Parkwood High School should explore becoming an Academy with Edutrust. The document was produced as an information leaflet setting out the rationale for the Academy proposal with a section at the back inviting interested parties to give their views. The document sought to obtain views on whether respondents thought that the Governing Body should pursue the Academy proposal. Information on respondents' age, their role e.g. parent, school staff, governor, pupil and connection to the school, member of the public etc. was also collected along with views on issues of particular concern. Parkwood High School and feeder primary schools were asked to make the document available to staff, parents and pupils as appropriate. Copies were also made available at public meetings.
2. However, only 95 survey forms were completed and returned; therefore the findings described below should be treated with caution as they may not be representative.

Main Findings

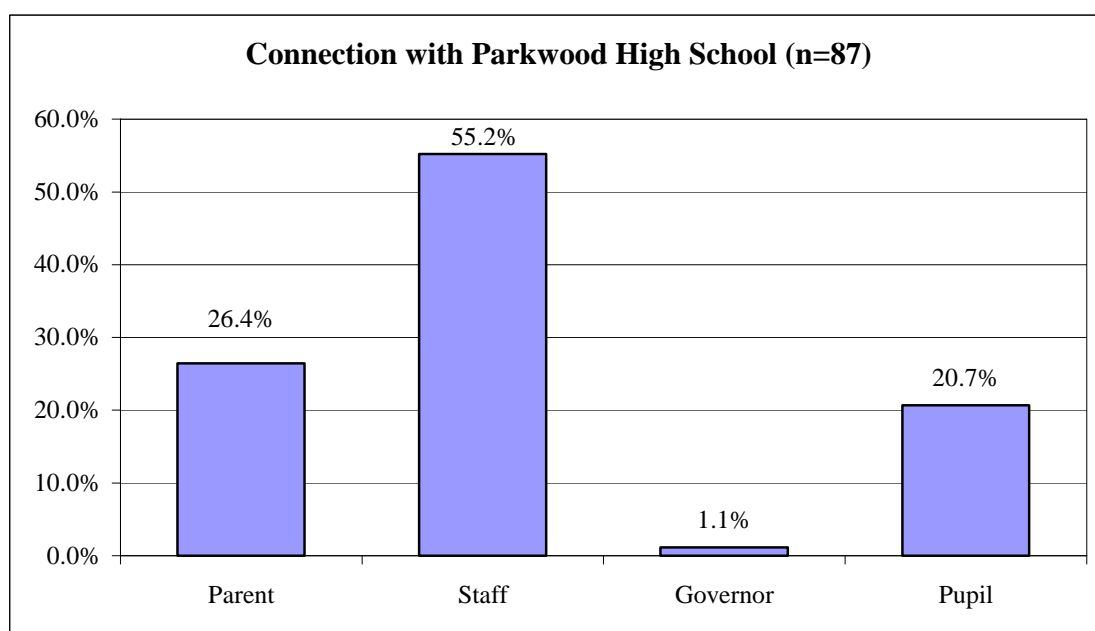
3. Of the 87 respondents connected to Parkwood, the majority (55%) were members of staff. 26% (23 respondents) were parents, two of whom were also members of staff and therefore included in the 55%. The only school governor who responded was also a parent. 24 respondents were connected to a feeder school; of these 13 were also connected to Parkwood either as a teacher or parent.
4. Respondents' ages ranged from 60 or more to below 11 years; the largest proportion (41%) were aged 31 to 45 followed by those aged 11 to 16 (20%).
5. Two thirds either "Agreed" or "Strongly agreed" that Parkwood should explore becoming an Academy, 16% "didn't mind" and 17% either "Disagreed" or "Strongly disagreed".
6. The proportion of those opting to explore was higher among those aged 20 to 30 with 92% in favour; of those aged 31 to 45 (the biggest age group), 69% were in favour.
7. 83% of Parkwood staff supported the proposal; 65% of parents connected to Parkwood were also supportive.
8. Issues that mattered most to respondents were "greater opportunities for all pupils", cited by 66% of respondents, followed by "raising pupil attainment" (58%) and "raising aspirations for learning" (54%).
9. Issues of least concern were "becoming independent from the Local Authority" cited by 4% and the "track record of Edutrust (11%).

Results

Profile of respondents

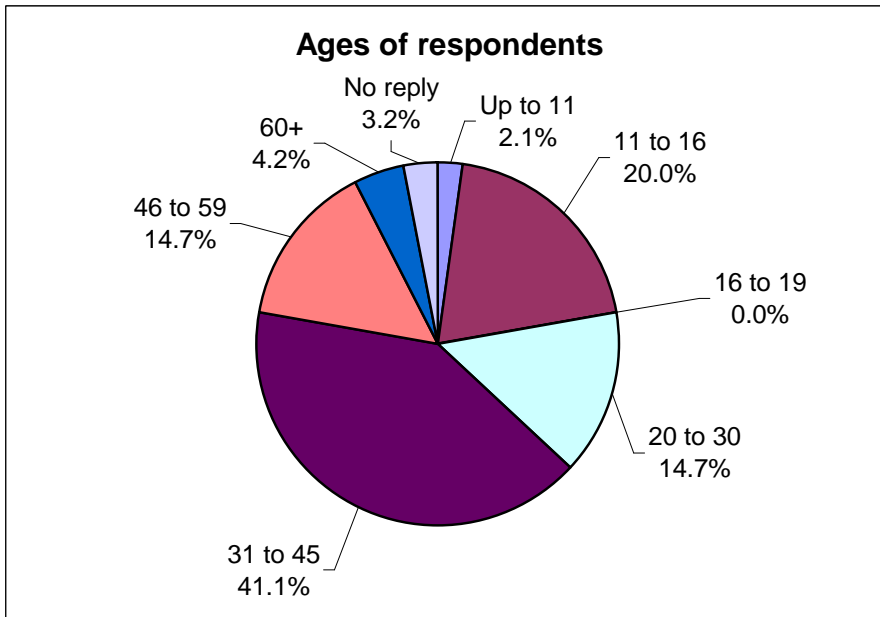
10. Of the 95 respondents, 43% gave their name; the remaining 57% opted to remain anonymous. 87 respondents identified themselves as having a connection with Parkwood High School; the majority (55%) were members of staff. 26% (23 respondents) were parents, two of whom were also members of staff and therefore included in the 55%. The only school governor who responded was also a parent. See Figure 1 below and Table 2 in **Annex 1**, which sets out the complete data set in tabular format.

Figure 1



11. Respondents were also asked to indicate if they were connected to a feeder school and what their relationship was to the feeder school; there were 24 replies to this question. Of these 24 respondents, 13 (seven parents and six pupils) had also indicated that they were connected to Parkwood at the previous question and are therefore included in Figure 1 above. See Table 3 and Table 4 (Appendix 1) for more details.
12. Nine people responded to the question that queried their role if they were not connected to either Parkwood or a feeder school. Of these six stated that they were members of the community (although they had already identified themselves previously as parents connected to Parkwood) and three categorised themselves as "Other". One of the three stated that they were a family member of one of the school staff and another as a teacher; the third did not specify his or her role; see Table 5 (Appendix 1).
13. Respondents' ages ranged from 60 or more to below 11 years; the largest proportion (41%) were aged 31 to 45 followed by those aged 11 to 16 (20%). See Figure 2 below and Table 6 (Annex 1).

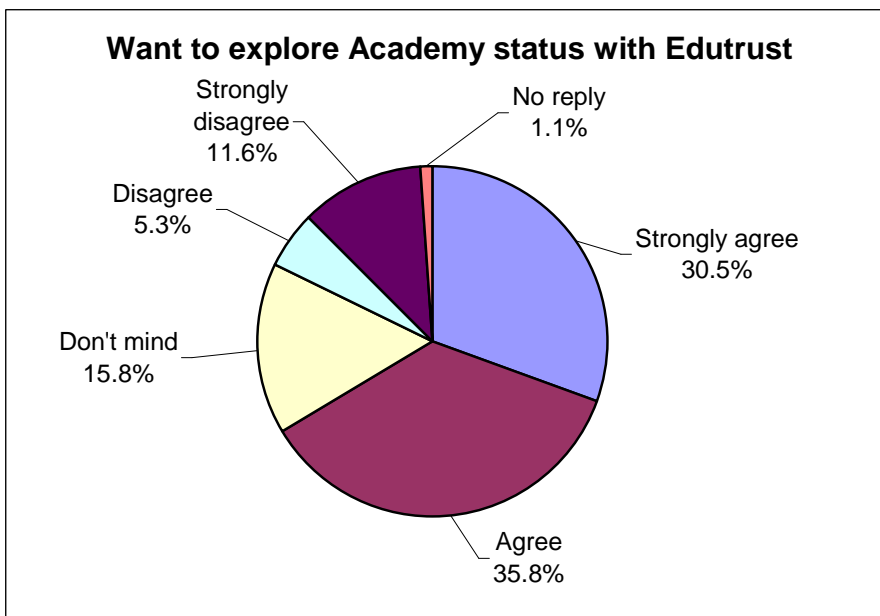
Figure 2



Do you think Parkwood should explore becoming an Academy with Edutrust?

14. The key question in the consultation document asked respondents whether they thought Parkwood should explore becoming an Academy with Edutrust. Of the 95 respondents in the sample, two thirds either "Agreed" or "Strongly agreed" with this question; 16% "didn't mind" and 17% either "Disagreed" or "Strongly disagreed". One respondent did not answer the question. See Figure 3 below and Table 7a (Annex 1).

Figure 3

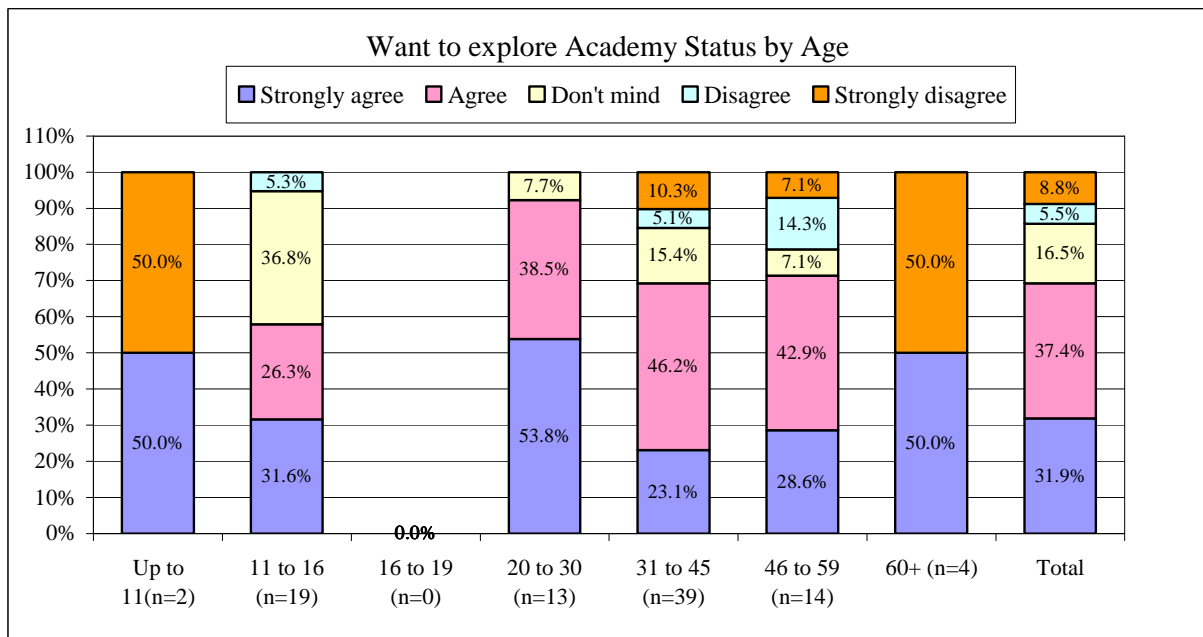


15. Views on whether to explore Academy status or not were analysed according to respondents' age (see paragraph 13 above) and their connection to Parkwood school (see paragraph 11 above). The proportion of those opting to explore was higher:

- among those aged 20 to 30 (13 respondents); 92% were in favour with the remaining 8% selecting the “don't mind”. Of those aged 31 to 45 (the biggest age group with 39 respondents), 69% were in favour with just over 15% opting to disagree and the rest selecting the “don't mind” option;
- among the 47 members of Parkwood school staff; 83% were in favour. Among parents, 65% supported the proposal (22% “didn't mind”) and among pupils, 56% were in favour with 39% selecting the “don't mind” option.

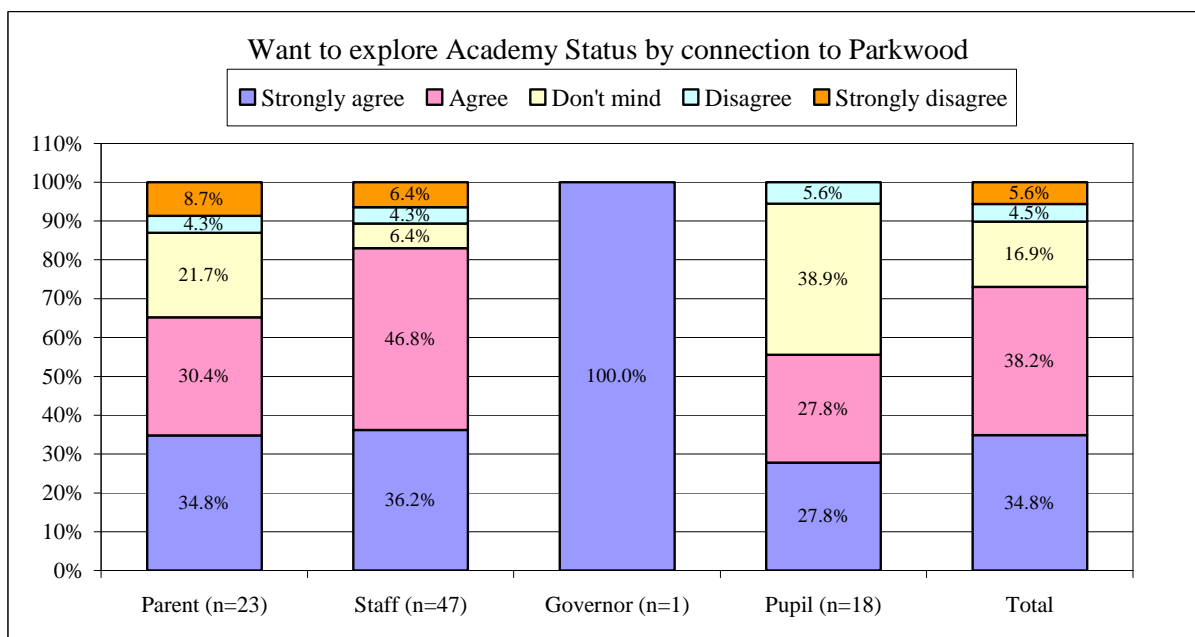
16. Tables 7a to 7d (Annex 1) present the percentages agreeing or disagreeing with the desire to explore academy status according to their age and connections with Parkwood. Figures 4 and 5 below summarise these findings; the numbers in brackets on the column labels are the number of respondents represented in each column¹.

Figure 4



¹ No chart is shown for those connected to feeder schools because of the small number of responses and some double counting (see para. 11) although figures are provided in Table 7d (Appendix 1).

Figure 5

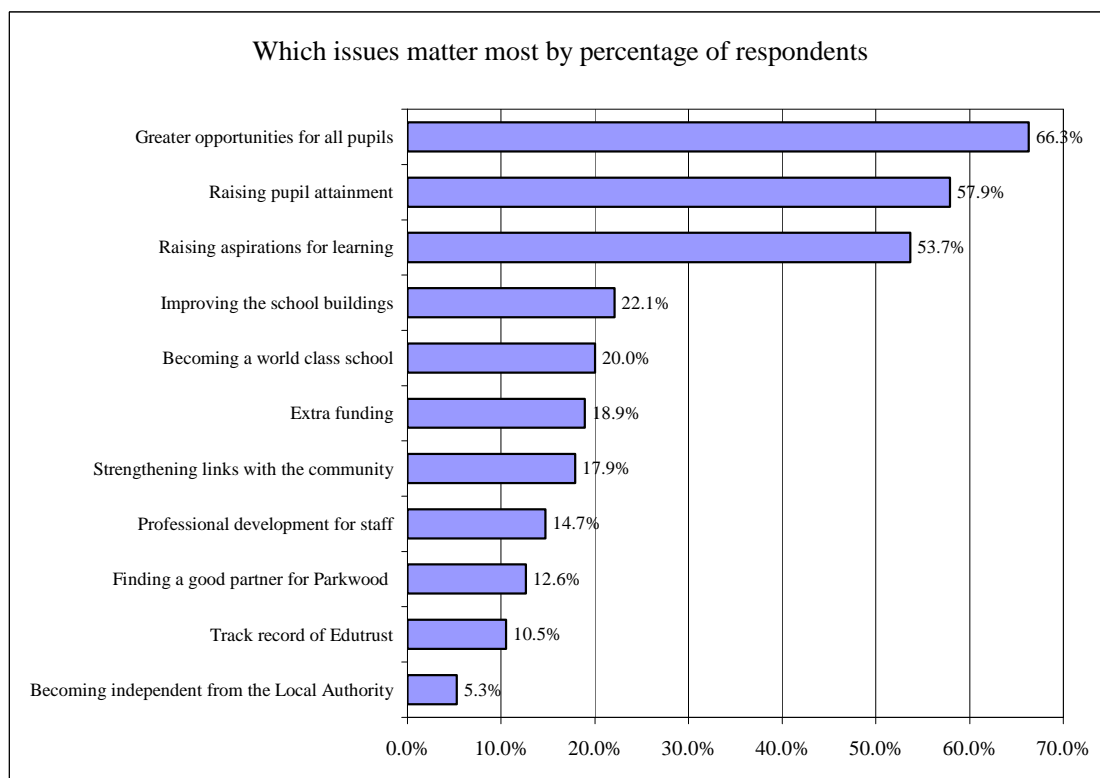


Issues that mattered most to respondents

17. From a list of 11 issues related to seeking academy status, respondents were asked to indicate which three mattered most to them. The issues of most concern were “greater opportunities for all pupils”, cited by 66% of respondents, followed by “raising pupil attainment” and “raising aspirations for learning”, cited by 58% and 54% respectively. Issues of least concern were “becoming independent from the Local Authority” cited by 4% and the “track record of Edutrust” (11%). Figure 6 below lists the 11 issues and the percentage of respondents citing those mattering most to them; see Table 8 (Annex 1) for more details).²

² Percentages add up to more than 100% as respondents could select up to three issues each.

Figure 6



18. Respondents were given the option to identify other issues of concern and comment accordingly. 34 respondents (36%) made one or more comments. The comments were wide ranging, although some comments reflected the 11 issues discussed above. Other issues identified included concerns about staffing (e.g. school, leadership, staff pay and conditions), potential curriculum changes and improving the school buildings. See Table 9 (Annex 1) for a full list of issues and the numbers and percentage making comments.
19. A full list of all the individual comments made by respondents when asked about issues of concern is included in **Annex 2**. Some examples of the comments made are presented below:
- *“I am worried about opting out of the national curriculum and work orientated vocational education”.*
 - *“Will staff pay and conditions be protected?”*
 - *“Will leadership remain the same?”*
 - *“Will the school be inclusive regardless of race, religion, gender etc?”*
 - *“Will it affect our GCSE’s – good or bad?”*
 - *“Lack of parent/local community/democratic control of academies”.*
 - *“Lack of choice in North Sheffield if all 3 proposed academies go ahead”.*
 - *“As long as the majority staff and governors are on the board this is a good thing”.*
 - *“Change is good as long as it is constantly being monitored”.*

Conclusion

20. Although the analysis of the responses to the consultation document indicate a strong desire to explore becoming an Academy with Edutrust, the findings should be treated with extreme caution given that the response rate is very small and is predominantly from teaching staff with only a limited number of parents expressing views.

APPENDIX 1: Parkwood Consultation: Tables of responses

1. Name (stated or not)

	Number	Percent
Name not stated	54	56.8%
Name stated	41	43.2%
Total	95	100.0%

2. Are you connected with Parkwood? If so, are you:(n=87)

	Number	Percent
Parent	23	26.4%
Staff	48	55.2%
Governor	1	1.1%
Pupil	18	20.7%

NB 87 respondents replied; of these two parents were also members of staff, one parent was also a school governor

The percentages above are shown as a proportion of the 87 replying

3. Are you connected with a Parkwood Feeder school? If so, are you a

	Number	Percent
Parent	10	10.5%
Staff	4	4.2%
Governor	2	2.1%
Pupil	8	8.4%

4. Which feeder school are you connected with?

	Number
Firs Hill	3
Longley	2
Pye bank	3
Shirecliffe	5

5. If you are not connected to Parkwood or a Feeder School are you

	Number
A member of the community	6
Other	3

1 family member of staff and 1 teacher placed themselves in the "other" category

6. What is your age?

	Number	Percent
Up to 11	2	2.1%
11 to 16	19	20.0%
16 to 19	0	0.0%
20 to 30	14	14.7%
31 to 45	39	41.1%
46 to 59	14	14.7%
60+	4	4.2%
No reply	3	3.2%
Total	95	100.0%

7a: Do you think Parkwood should explore becoming an Academy with Edutrust?

	Number	Percent
Strongly agree	29	30.5%
Agree	34	35.8%
Don't mind	15	15.8%
Disagree	5	5.3%
Strongly disagree	11	11.6%
No reply	1	1.1%
Total	95	100.0%

7b: Want to explore Academy status with Edutrust by age

	Number						Percent				
	Strongly agree	Agree	Don't mind	Disagree	Strongly disagree	Total	Strongly agree	Agree	Don't mind	Disagree	Strongly disagree
Up to 11	1	0	0	0	1	2	50.0%	0.0%	0.0%	0.0%	50.0%
11 to 16	6	5	7	1	0	19	31.6%	26.3%	36.8%	5.3%	0.0%
16 to 19	0	0	0	0	0	0	n/a	n/a	n/a	n/a	n/a
20 to 30	7	5	1	0	0	13	53.8%	38.5%	7.7%	0.0%	0.0%
31 to 45	9	18	6	2	4	39	23.1%	46.2%	15.4%	5.1%	10.3%
46 to 59	4	6	1	2	1	14	28.6%	42.9%	7.1%	14.3%	7.1%
60+	2	0	0	0	2	4	50.0%	0.0%	0.0%	0.0%	50.0%
Total	29	34	15	5	8	91	31.9%	37.4%	16.5%	5.5%	8.8%

NB: All percentages are based on the 91 who replied to the question and gave their age

7c: Want to explore Academy status with Edutrust by connection to Parkwood school

	Number						Percent				
	Strongly agree	Agree	Don't mind	Disagree	Strongly disagree	Total	Strongly agree	Agree	Don't mind	Disagree	Strongly disagree
Parent	8	7	5	1	2	23	34.8%	30.4%	21.7%	4.3%	8.7%
Staff	17	22	3	2	3	47	36.2%	46.8%	6.4%	4.3%	6.4%
Governor	1					1	100.0%	0.0%	0.0%	0.0%	0.0%
Pupil	5	5	7	1		18	27.8%	27.8%	38.9%	5.6%	0.0%
Total	31	34	15	4	5	89	34.8%	38.2%	16.9%	4.5%	5.6%

NB: All percentages are based on the 89 who replied to the question and stated their school connection

7d: Want to explore Academy status with Edutrust by connection to Feeder Schools

	Number						Percent				
	Strongly agree	Agree	Don't mind	Disagree	Strongly disagree	Total	Strongly agree	Agree	Don't mind	Disagree	Strongly disagree
Parent	1	2	3	1	3	10	10.0%	20.0%	30.0%	10.0%	30.0%
Staff		2	2			4	0.0%	50.0%	50.0%	0.0%	0.0%
Governor		1			1	2	0.0%	50.0%	0.0%	0.0%	50.0%
Pupil	2	4	1		1	8	25.0%	50.0%	12.5%	0.0%	12.5%
Total	3	9	6	1	5	24	12.5%	37.5%	25.0%	4.2%	20.8%

NB: All percentages are based on the 24 who replied to the question and stated their school connection

8: Which three issues matter most to you?

	Number	Percent of issues mentioned	Percent of respondents
Becoming independent from the Local Authority	5	1.8%	5.3%
Track record of Edutrust	10	3.5%	10.5%
Finding a good partner for Parkwood	12	4.2%	12.6%
Professional development for staff	14	4.9%	14.7%
Strengthening links with the community	17	6.0%	17.9%
Extra funding	18	6.3%	18.9%
Becoming a world class school	19	6.7%	20.0%
Improving the school buildings	21	7.4%	22.1%
Raising aspirations for learning	51	17.9%	53.7%
Raising pupil attainment	55	19.3%	57.9%
Greater opportunities for all pupils	63	22.1%	66.3%
Total issues identified	285		

9. Are there any other issues of concern?

	Ist issue	2nd issue	3rd issue	Total issues
Raising pupil attainment	3			3
Track record of Edutrust				0
Finding a good partner for Parkwood		1		1
Extra funding			1	1
Professional development for staff		1		1
Becoming independent from the Local Authority		1		1
Improving the school buildings	1	3		4
Raising aspirations for learning				0
Becoming a world class school	2			2
Greater opportunities for all pupils				0
Strengthening links with the community				0
Fairness of consultation, will it happen anyway, public meeting too vague	2			2
Role of current governors	1			1
Partnerships don't work	1			1
Healthy food	2	1		3
Potential curriculum changes	4	1		5
Staff leadership, Staff pay and conditions	6	1		7
Retention of current specialist status	1			1
Astro-pitch	1			1
Inclusion issues	1	2		3
Edutrust's future plans	1			1
Will school get bigger	1			1
Uniform	2			2
Want academy		1		1
Transfer not reversible	1			1
OK if staff/governors want it and change is monitored	1			1
Respect, communication, responsibility (student behaviour?); teachers to be more strict	2			2
Lack of parental control/choice if all 3 academies go ahead	1			1
Totals	34	12	1	47

APPENDIX 2: Other issues of concern; verbatim responses

ID No.	Issues of Concern	Code assigned
4	Will the consultation be fair. Will it happen anyway regardless of what we think	12
7	What will happen to current governors	13
8	Partnerships do not work – look at past experiences	14
9	Small variety of food served at lunch and often cold	15
14	Presentation by the panel at the public meeting was too vague	12
18	Would Edutrust safeguard Chris Mallaband's Post. Good idea, wrong partner. Is the BSF funding linked to academy status.	17, 3, 4
19	I am worried about opting out of the national curriculum and work orientated vocational education. Will staff pay and conditions be protected	16, 17
21	Will Parkwood retain its specialist status. Would GNVQ's replace GCSE's. Will there be curriculum changes	18, 16
22	Will leadership remain the same. Will the school be inclusive regardless of race, religion, gender etc	17, 20
23	Opportunity to become a better school and improve our building	9, 7
24	Will there be an astro-turf pitch	19
27	Can we do more Black History	16
29	We need a new Build	7
35	Will staff jobs be secure. Will there be an opportunity for staff development	17, 5
38	What are Edutrust's plans with PHS	21
39	Enhanced provision for pupils with learning difficulties. English as an additional language.	16, 20
51	Will the school get bigger	22
52	Change the Uniform. Would like the school to become an academy.	23, 24
53	Will it affect our GCSE's – good or bad	1
54	Will it affect our GCSE's – good or bad	1
58	Staff and Pay Conditions	17
61	Inclusion policy to be expanded	20
65	Transfer won't be reversible	25
66	What will become of the qualifications that pupils gain	1
73	As long as the majority staff and governors are on the board this is a good thing. Change is good as long as it is constantly being monitored.	26
74	Staff and Pay Conditions and treatment of staff	17
75	Respect. Communication. Responsibility. Languages	27

76	Change Uniform. Get Healthier Food	23, 15
77	Healthier food and a bit more choice	15
82	We need the extra money to make our school bigger and better	9, 7
85	Teachers should be more strict	27
88	More School sports and trips. Better school toilets.	16, 7
89	Lack of parent/local community/democratic control of academies. Lack of choice in North Sheffield if all 3 proposed academies go ahead.	6, 28
94	Retention of staff is especially excellent. Currently happy with leadership	17